

4" Square Boxes, Drawn 4" Kare Buatlar, Kaynaksız



Features

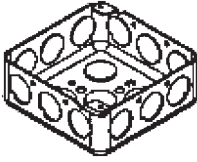
- Drawn
- 1-1/2" deep
- 21 cu. in.
- Available in multiple KO sizes, with or without concentric KOs and raised ground emboss with installed 10-32 ground screw where noted

Applications

- 4" square drawn junction boxes can be installed in walls or ceilings for lighting fixtures, switches, receptacles or other outlet devices. Square boxes are used to bring power to a number of electrical devices where multiple conductor runs are split in two or more directions

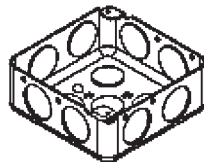
Standard Material

- Galvanized steel



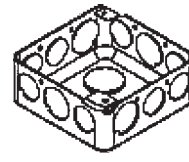
EL-410

Raised ground emboss & 10-32 ground screw
Topraklama Vidalı



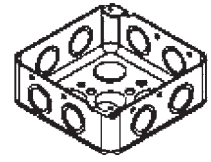
EL-412

Raised ground emboss & 10-32 ground screw
Topraklama Vidalı



EL-414

Raised ground emboss & 10-32 ground screw
Topraklama Vidalı



EL-405

Concentric KO Raised ground emboss & 10-32 ground screw
Topraklama Vidalı

Catalog Number	Description	Knockouts		Cubic Inches	Ship Case	Weight/Case
		Sides	Bottom			
EL-405	1-1/2" deep 1/2" & 3/4" Concentric KO raised ground emboss & 10-32 ground screw	(8) - 1/2" & 3/4" *CON.	(2) - 1/2" (2) - 3/4"	21	50	31
EL-410	1-1/2" deep 1/2" KO raised ground emboss & 10-32 ground screw	(12) - 1/2"	(2) - 1/2" (2) - 3/4"	21	50	31
EL-412	1-1/2" deep 3/4" KO raised ground emboss & 10-32 ground screw	(8) - 3/4"	(2) - 1/2" & (2) - 3/4"	21	50	31
EL-414	1-1/2" deep 1/2" & 3/4" KO raised ground emboss & 10-32 ground screw	(8) - 1/2" & (4) - 3/4"	(2) - 1/2" & (2) - 3/4"	21	50	31

CON: Concentric

Tüm standart Electroline® buatları topraklama vidası monte edilmiş olarak tedarik edilirler.

4" Square Boxes, Deep, Drawn 4" Derin Kare Buatlar, Kaynaksız



Features

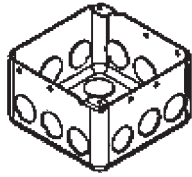
- Drawn
- 2-1/8" deep offer extra cubic capacity
- 30.5 cu. in.
- Available in multiple KO sizes and raised ground emboss with installed 10/32 ground screw where noted

Applications

- 4" square drawn junction boxes can be installed in walls or ceilings for lighting fixtures, switches, receptacles or other outlet devices
- Square boxes are used to bring power to a number of electrical devices where multiple conductor runs are split in two or more directions

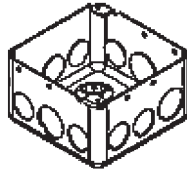
Standard Material

- Galvanized steel



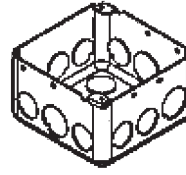
EL-403

Raised ground emboss & 10-32 ground screw
Topraklama Vidalı



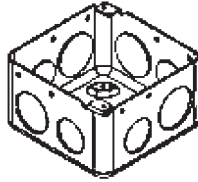
EL-432

Raised ground emboss & 10-32 ground screw
Topraklama Vidalı



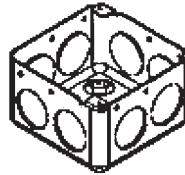
EL-434

Raised ground emboss & 10-32 ground screw
Topraklama Vidalı



EL-435

Raised ground emboss & 10-32 ground screw
Topraklama Vidalı



EL-436

Raised ground emboss & 10-32 ground screw
Topraklama Vidalı

Catalog Number	Description	Knockouts		Cubic Inches	Ship Case	Weight/Case
		Sides	Bottom			
EL-403	2-1/8" deep 1/2" KO with raised ground emboss & 10-32 ground screw	(12) - 1/2"	(2) - 1/2" (2) - 3/4"	30.5	50	41
EL-432	2-1/8" deep 3/4" KO with raised ground emboss & 10-32 ground screw	(8) - 3/4"	(2) - 1/2" (2) - 3/4"	30.5	50	39
EL-434	2-1/8" deep 1/2" & 3/4" KO with raised ground emboss & 10-32 ground	(8) - 1/2" & (4) - 3/4"	(2) - 1/2" (2) - 3/4"	30.5	50	41
EL-435	2-1/8" deep 3/4" & 1" KO with raised ground emboss & 10-32 ground screw	(4) - 3/4" (4) - 1"	(2) - 1/2" (2) - 3/4"	30.5	50	41
EL-436	2-1/8" deep 1" KO with raised ground emboss & 10-32 ground screw	(8) - 1"	(2) 1/2" & (2) 3/4"	30.5	50	41

Kare buatlar tesisatta her zaman gerekli olan klemens bağlantılarında kullanılırlar. Geniş patlatmalı delik seçenekleri ile farklı çaplardaki borularla giriş/çıkış için de uygun olduğundan, EMT tesisatında en çok kullanılan buat türüdür. Yüksek kaliteli galvanizli çelikten imal edilirler.